

**ASTM E84-03**

**SURFACE BURNING  
CHARACTERISTICS**

**Structoglas 0.100" Class A Panel**

Report No. 16286 - 115364

August 22, 2003

Prepared For:

Kemlite-Sequentia  
450 North Highway 368  
Grand Junction, TN 38039, U.S.A.



**Omega Point Laboratories, Inc.**  
16015 Shady Falls Road  
Elmendorf, Texas 78112-9784  
(210) 635-8100    [www.opl.com](http://www.opl.com)



**ABSTRACT**


|                |   |          |            |
|----------------|---|----------|------------|
| Test Material: | <b>Structoglas 0.100" Class A Panel</b>   |          |            |
| Test Standard: | <b>ASTM E84-03 Standard Test Method for SURFACE BURNING CHARACTERISTICS OF BUILDING MATERIALS (ANSI 2.5, NFPA 255, UBC 8-1, UL 723)</b> |          |            |
| Test Date:     | <b>August 21, 2003</b>  |          |            |
| Test Sponsor:  | <b>Kemlite-Sequentia</b>  |          |            |
| Test Results:  | <b>FLAME SPREAD INDEX</b>   | <b>=</b> | <b>20</b>  |
|                | <b>SMOKE DEVELOPED INDEX</b>  | <b>=</b> | <b>450</b> |

The description of the test procedure and specimen evaluated, as well as the observations and results obtained, contained herein are true and accurate within the limits of sound engineering practice. These results are valid only for the specimen(s) tested and may not represent the performance of other specimens from the same or other production lots.

Omega Point Laboratories, Inc. authorizes the client named herein to reproduce this report only if reproduced in its entirety.  
The test specimen identification is as provided by the client and Omega Point Laboratories accepts no responsibility for any inaccuracies therein.



Guy A. Haby  
Manager, Tunnel & Furniture Testing Services  
Date: August 22, 2003



William E. Fitch, P.E. No. 55296  
Executive Vice President  
Date: August 22, 2003



Omega Point Laboratories, Inc.  
16015 Shady Falls Road  
Elmendorf, TX 78112  
(210) 635-8100      www.opl.com



## I. INTRODUCTION

This report describes the results of the ASTM E84 Standard Test Method for SURFACE BURNING CHARACTERISTICS OF BUILDING MATERIALS (1), a method for determining the comparative surface burning behavior of building materials. This test is applicable to exposed surfaces, such as ceilings or walls, provided that the material or assembly of materials, by its own structural quality or the manner in which it is tested and intended for use, is capable of supporting itself in position or being supported during the test period.

The purpose of the method is to determine the relative burning behavior of the material by observing the flame spread along the specimen. Flame spread and smoke density developed are reported, however, there is not necessarily a relationship between these two measurements.

"The use of supporting materials on the underside of the test specimen may lower the flame spread index from that which might be obtained if the specimen could be tested without such support... This method may not be appropriate for obtaining comparative surface burning behavior of some cellular plastic materials... Testing of materials that melt, drip, or delaminate to such a degree that the continuity of the flame front is destroyed, results in low flame spread indices that do not relate directly to indices obtained by testing materials that remain in place."

ANSI 2.5  
NFPA 255  
UBC 8-1 (42-1)  
UL 723

***This standard should be used to measure and describe the properties of materials, products, or assemblies in response to heat and flame under controlled laboratory conditions and should not be used to describe or appraise the fire hazard or fire risk of materials, products, or assemblies under actual fire conditions. However, results of this test may be used as elements of a fire risk assessment which takes into account all of the factors which are pertinent to an assessment of the fire hazard of a particular end use.***

---

(1 American Society for Testing and Materials (ASTM), Committee E-5 on Fire Standards



## II. PURPOSE

The ASTM E84 (25 foot tunnel) test method is intended to compare the surface flame spread and smoke developed measurements to those obtained from tests of mineral fiber cement board and select grade red oak flooring. The test specimen surface (18 inches wide and 24 feet long) is exposed to a flaming fire exposure during the 10 minute test duration, while flame spread over its surface and density of the resulting smoke are measured and recorded. Test results are presented as the computed comparisons to the standard calibration materials.

The furnace is considered under calibration when a 10 minute test of red oak decking will pass flame out the end of the tunnel in five minutes, 30 seconds, plus or minus 15 seconds. Mineral fiber cement board forms the zero point for both flame spread and smoke developed indexes, while the red oak flooring smoke developed index is set as 100.

## III. DESCRIPTION OF TEST SPECIMENS

Specimen Identification: Structoglas 0.100" Class A Panel

Date Received: 8/5/03

Date Prepared: August 5, 2003

Conditioning (73°F & 50% R.H.): 16 days

Specimen Width (in): 24

Specimen Length (ft): 24

Specimen Thickness: 0.1050-in.

Material Weight: n/a oz./sq. yd.

Total Specimen Weight: 40.10-lbs.

Adhesive or coating application rate: n/a

### Mounting Method:

The specimen was self-supporting and was placed directly on the inner ledges of the tunnel.

### Specimen Description:

The specimen was described by the client as "Structoglas 0.100" Class A Panel, S21150-32-4, 0.100" Class A Liner Panels". The specimen consisted of (6) 24-in. wide x 4-ft. long x 0.1050-in. thick white FRP panels with a pebble texture on one side. The specimen was tested with the textured side exposed to the flames.



#### IV. TEST RESULTS

The test results, computed on the basis of observed flame front advance and electronic smoke density measurements are presented in the following table. In recognition of possible variations and limitations of the test method, the results are computed to the nearest number divisible by five, as outlined in the test method.

*While no longer a part of this standard test method, the Fuel Contributed Value has been computed, and may be found on the computer printout sheet in the Appendix.*

| Test Specimen                           | Flame Spread Index | Smoke Developed Index |
|---|--------------------|-----------------------|
| Mineral Fiber Cement Board              | 0                  | 0                     |
| Red Oak Flooring                        | n/a                | 100                   |
| <b>Structoglas 0.100" Class A Panel</b> | <b>20</b>          | <b>450</b>            |

The data sheets are included in the Appendix. These sheets are actual print-outs of the computerized data system which monitors the ASTM E84 apparatus, and contain all calibration and specimen data needed to calculate the test results.

#### V. OBSERVATIONS

During the test, the specimen was observed to behave in the following manner: Steady ignition began at 0:48 (min:sec). The test continued for the 10:00 duration.

After the test, the specimen was observed to be damaged in the following manner: The specimen had a heavy black discoloration from 0-ft. - 24-ft.



# APPENDIX

## DATA SHEETS



# ASTM E84 DATASHEETS

Client: KEMLITE-GRAND JUNCTION

Date: 8/21/03

Time: 2:24 PM

Test Number: 6

Project Number: 16286-115364

Operator: CH/EH

Specimen ID: STRUCTOGLAS 0.100" CLASS A PANEL  
LASCOBOARD 0.100" CLASS A PANEL  
S21150-32-4 0.100" CLASS A LINER PANEL  
THE SPECIMEN WAS SELF-SUPPORTING.

## TEST RESULTS

**FLAMESPREAD INDEX: 20**

**SMOKE DEVELOPED INDEX: 450**

## SPECIMEN DATA . . .

Time to Ignition (sec): 48

Time to Max FS (sec): 436

Maximum FS (feet): 5.4

Time to 980 °F (sec): Never Reached

Max Temperature (°F): 588

Time to Max Temperature (sec): 469

Total Fuel Burned (cubic feet): 41.08

FS\*Time Area (ft\*min): 40.2

Smoke Area (%A\*min): 462.7

Fuel Area (°F\*min): 5275.7

Fuel Contributed Value: 0

Unrounded FSI: 20.7

## CALIBRATION DATA . . .

Time to Ignition of Last Red Oak (sec): 50

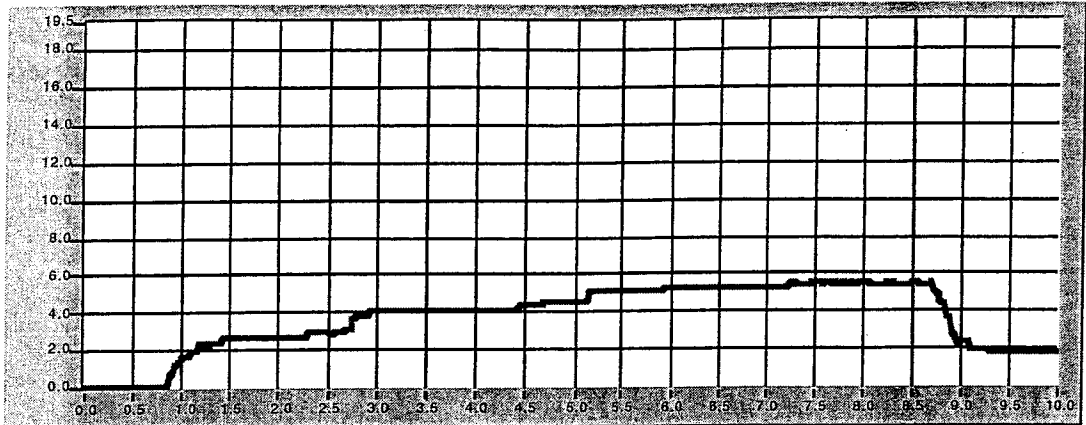
Red Oak Smoke Area (%A\*min): 101.10

Red Oak Fuel Area (°F\*min): 9293

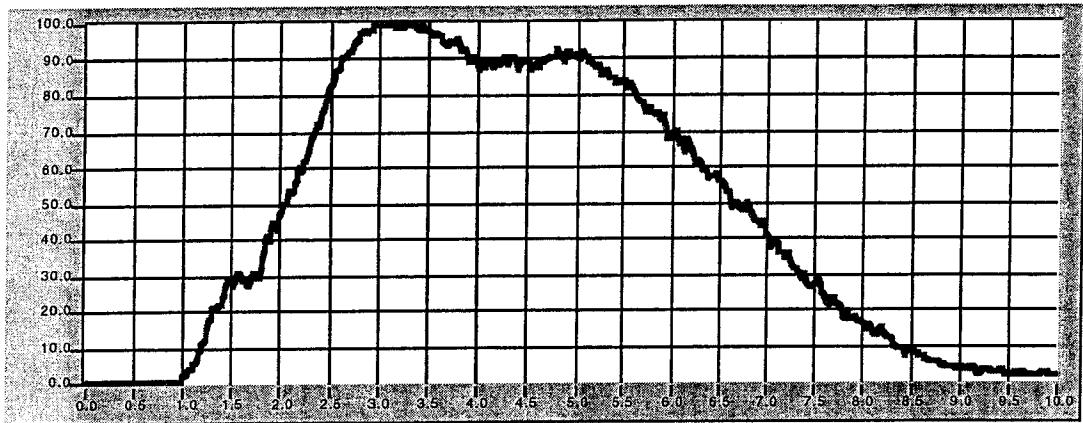
Glass Fiber Board Fuel Area (°F\*min): 5605



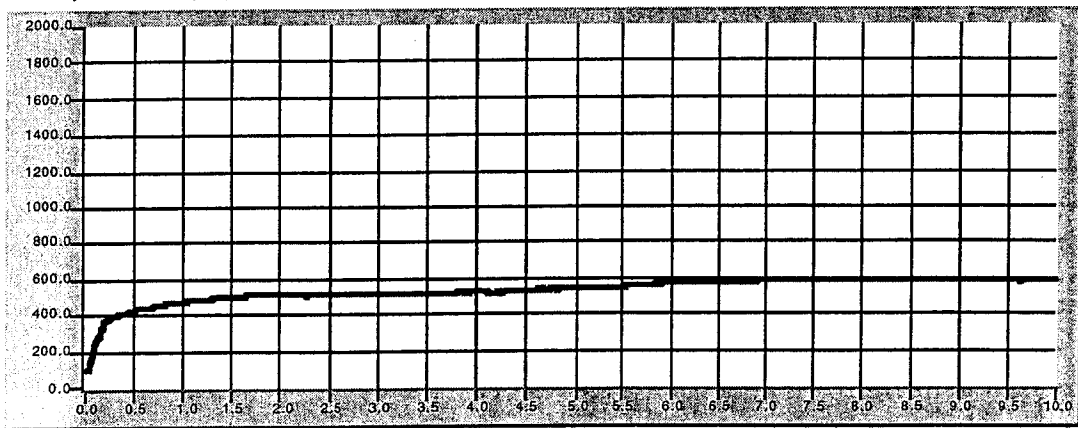
### FLAME SPREAD (ft)



### Smoke (%A)



### Temperature (°F)



Time (min)

