


## FASTENERS, SEALANTS, AND ACCESSORIES TECHNICAL DATA

Fasteners, sealants and accessories are available for all Kemplite Industrial FRP Building Systems panels and can be ordered individually or with FRP panels. Contact the Kemplite Florence Sales Office to place an order or to check stock and delivery times.

### Stainless Steel Self-Tapping Screws

#### Type "B" Point

- Used for fastening panels to steel girts and purlins up to 3/8" in thickness.
- 1/4" in diameter; available in a variety of lengths.
- Standard: 3/4" (Part #R53816) diameter rubber backed sealant washer.
- 5/8" (Part #R53817) and 1-1/8" (Part #R53818) diameter washers available where specified.
- Available in 300 series stainless steel.



### SB-2 Side Lap Fastener (Part #R53815)

- Used to fasten the side laps between two panels.
- 3/8" in diameter; 1-1/4" in length.
- Expands to form a tight seal.
- Available in 300 series stainless steel.



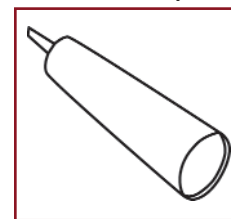
### Opaque Sealant - Butyl Tape (Part #R53821)

- Used to seal the side and end laps on opaque panels.
- Maximum adhesive properties without compromising flexibility.
- Corrosion resistant.



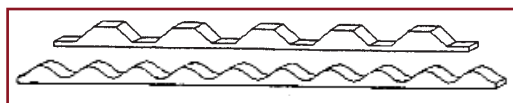
### Clear Sealant - Silicone (Part #R53822)

- Used to seal side and end laps on translucent panels.
- Permanently pliable.



### Closure Strips

- Used to seal openings created at ridges, eaves, and doors.
- Horizontal synthetic rubber (EPDM) strips provide a weather-tight seal.
- 4.2 Profile Closure (Part #R79054)
- 7.2 Profile Closure (Part #R53820)
- Other profiles available on request



### FRP Flashing

- Used to cover the sides and ends of opaque and translucent panels.
- Protects against moisture and water leaks.

# FASTENERS, SEALANTS, AND ACCESSORIES

## TECHNICAL DATA

Profile	Application	Fastener Location	Side-Lap Fasteners	Sealants: Side & End Laps	Min. Side Lap	Min. End Lap
4.2" x 1-1/16" Profile: 008	Roofing (Slope 1:12)	Every other high rib	12" on center	Opaque Sealant - Butyl Tape Clear Sealant - Silicone	1 rib	6"
	Roofing (Slope 3:12)	Every other high rib	18" on center	Opaque Sealant - Butyl Tape Clear Sealant - Silicone	1 rib	6"
	Siding	Every other low rib	18" on center	Not required unless specified	1 rib	4"
7" x 1-1/2" Profile: 218	Roofing (Slope 1:12)	Every low rib	12" on center	Opaque Sealant - Butyl Tape Clear Sealant - Silicone	1 rib	6"
7.2" x 1-1/2" Profile: 455	Roofing (Slope 3:12)	Every low rib	18" on center	Opaque Sealant - Butyl Tape Clear Sealant - Silicone	1 rib	6"
5.33" x 1-3/4" Profile: 041	Siding	Every low rib	18" on center	Not required unless specified	1 rib	4"
2.67" x 7/8" Profile: 009  2.5" x 1/2" Profile: 010	Roofing (Slope 1:12)	Every third high rib	12" on center	Opaque Sealant - Butyl Tape Clear Sealant - Silicone	1 rib	6"
	Roofing (Slope 3:12)	Every third high rib	18" on center	Opaque Sealant - Butyl Tape Clear Sealant - Silicone	1 rib	6"
	Siding	Every third high rib	18" on center	Not required unless specified	1 rib	4"
4" x 1" Profile: 190	Roofing (Slope 1:12)	Every other low rib	12" on center	Opaque Sealant - Butyl Tape Clear Sealant - Silicone	1 rib	6"
	Roofing (Slope 3:12)	Every other low rib	18" on center	Opaque Sealant - Butyl Tape Clear Sealant - Silicone	1 rib	6"
	Siding	Every other low rib	18" on center	Not required unless specified	1 rib	4"
13.3" x 1-7/8" Profile: 461	Roofing (Slope 1:12)	One on each side of every high rib	12" on center	Opaque Sealant - Butyl Tape Clear Sealant - Silicone	1 rib	6"
	Roofing (Slope 3:12)		18" on center	Opaque Sealant - Butyl Tape Clear Sealant - Silicone	1 rib	6"
	Siding		18" on center	Not required unless specified	1 rib	4"
Flashing	All		15" on center (max.)	Opaque Sealant - Butyl Tape Clear Sealant - Silicone (where specified)	1 rib	see below

Slopes are a minimum of 1:12.

Standard 3/4" (0.729") diameter washer is used on all profiles.

Minimum 4" end lap for siding, 6" end lap for roofing.